



- Long haul optics allow Gigabit distances up to 70k

Power Over Ethernet (PoE)

- 8 10/100BaseTx 802.3af / 802.3at compliant ports
- Data and power over a single Ethernet cable
- Auto-sensing ports that provide power only to PoE end devices
- Compatible with RuggedMAX™ CPE and Pico Base Stations

Cyber Security Features

- Multi-level user passwords
- SSH/SSL (128-bit encryption)
- Enable/disable ports, MAC based port security
- Port based network access control (802.1x)
- VLAN (802.1Q) to segregate and secure network traffic
- RADIUS centralized password management
- SNMPv3 authentication and 56-bit encryption

RuggedRated™ for Reliability in Harsh Environments

- Immunity to EMI and heavy electrical surges
- Meets IEEE 1613 (electric utility substations)
- Exceeds IEC 61850-3 (electric utility substations)
- Exceeds IEC 61800-3 (variable speed drive systems)
- Exceeds IEC 61000-6-2 (generic industrial)
- Exceeds NEMA TS-2 (traffic control equipment)
- -40 to +85°C operating temperature (no fans)
- Conformal coated printed circuit boards (optional)

Rugged Operating System (ROS®) Features

- Simple plug and play operation 802.3af / 802.3at - automatic learning, negotiation, and crossover detection
- MSTP 802.1Q-2005 (formerly 802.1s)
- RSTP (802.1w) and Enhanced Rapid Spanning Tree (eRSTP™) network fault recovery (<5ms)
- Quality of Service (802.1p) for real-time traffic
- VLAN (802.1Q) with double tagging and GVRP support
- Link aggregation (802.3ad)
- IGMP Snooping for multicast filtering
- Port Rate Limiting and Broadcast Storm Limiting
- Industrial automation features (eg. Modbus)

Management Tools

- Web-based, Telnet, CLI management interfaces
- SNMP v1/v2/v3 (56-bit encryption)
- Remote Monitoring (RMON)
- Rich set of diagnostics with logging and alarms

The RuggedSwitch® RS900GP is a utility grade, fully managed Ethernet switch providing dual fiber optical or copper Gigabit Ethernet ports and eight Fast Ethernet copper ports each capable of supplying high power 802.3at compliant power over Ethernet. In addition, the RS900GP is fully compatible with the RuggedMAX™ CPE and Pico Base Stations.

Designed to operate reliably in harsh industrial environments the RS900GP provides a high level of immunity to electromagnetic interference and heavy electrical surges typical of environments found in electric utility substations, factory floors or in traffic control cabinets. An operating temperature range of -40°C to +85°C coupled with hazardous location certification, optional conformal coating and a cast aluminum enclosure allows the RS900GP to be placed in almost any location. The embedded Rugged Operating System (ROS®) provides advanced networking features such as Enhanced Rapid Spanning Tree (eRSTP™), Port Rate Limiting and a full array of intelligent functionality for high network availability and manageability.

The versatility and wide selection of fiber optics allows the RS900GP to be used in a variety of applications. The RS900GP provides two fiber optical Gigabit Ethernet ports for creating a fiber optical backbone with high noise immunity and long haul connectivity.

The embedded Rugged Operating System (ROS®) provides advanced layer 2 networking functions, and advanced cyber security features. Coupled with the rugged hardware design, RS900GP is ideal for creating mission-critical, real-time, control applications where high reliability and availability is of paramount importance.

Features and Benefits

Ethernet Ports

- 8 Fast Ethernet Ports (10/100BaseTX) all External 802.3af / 802.3at compliant PoE
- Up to 2 Fiber Optical Gigabit Ethernet Ports (100/1000BaseX)
- Up to 2 10/100/1000 BaseTx copper ports
- Multiple fiber connector types (LC, SC, SFP Pluggable Optics)
- Bi-directional single strand fiber support

RuggedSwitch® RS900GP

Dual Gigabit Ports: (Fibre or Copper)

Fibre:

- ▶ Pluggable Optics (SFP)
- ▶ LC or SC connectors
- ▶ Bi-directional (single strand)
- ▶ Distances up to 70km

Copper:

- ▶ Copper 10/100/1000 TX (RJ45 or Micro-D)

Critical Alarm Relay:

- ▶ Form-C failsafe contact relay: 1A@30VDC

Fast Ethernet Ports

- ▶ 8 Fast Ethernet Ports 10/100BaseTX
- ▶ 802.3af / 802.3at compliant
- ▶ Compatible with RuggedMAX™ CPE and Pico Base Stations

Operating Temperature

- ▶ -40°C to +85°C
- ▶ No Fans

Dual Power Input (1)

- ▶ 54VDC (44-57VDC), 160W (Powers 8 ports with 802.3af or 4 ports 802.3at)
- ▶ 2 x 54VDC, 160W (Powers 8 ports with 802.3at)

Mounting Options

- ▶ Din Rail
- ▶ Panel Mount

Rugged Construction:

- ▶ Cast Aluminum enclosure
- ▶ Conformal coating (optional)



Notes

1 Either input power port can power any or all PoE ports. If both power inputs are used, the unit will share the PoE load between supplies. The aggregate power required from the supplies to fully power the eight 802.3at PoE ports is 240W.

Cyber Security

Cyber security is an urgent issue in many industries where advanced automation and communications networks play a crucial role in mission critical applications and where high reliability is of paramount importance. Key ROS® features that address security issues at the local area network level include:

- **Passwords** - Multi-level user passwords secures switch against unauthorized configuration
- **SSH/SSL** - Extends capability of password protection to add encryption of passwords and data as they cross the network
- **Enable/Disable Ports** - Capability to disable ports so that traffic can not pass
- **802.1Q VLAN** - Provides the ability to logically segregate traffic between predefined ports on switches
- **MAC Based Port Security** - The ability to secure ports on a switch so only specific Devices / MAC addresses can communicate via that port
- **802.1x Port Based Network Access Control** - The ability to lock down ports on a switch so that only authorized clients can communicate via this port
- **RADIUS** - Provides centralized password management
- **SNMPv3** - encrypted authentication and access security

The ROS® cyber security features are included to help address the various industry specific security standards such as NERC CIP, ISA S99, AGA 12, IEC 62443, ISO 17799:2005 and PCSRF SPP-ICS.

Enhanced Rapid Spanning Tree Protocol (eRSTP™)

RuggedCom eRSTP™ allows the creation of fault-tolerant ring and mesh Ethernet networks that incorporate redundant links that are 'pruned' to prevent loops. eRSTP™ yields worst-case fault recovery¹ of 5ms times the 'bridge diameter' and allows rings of up to 160 switches. For example, a ring of ten switches will have fault recovery times under 50ms. eRSTP™ implements both STP and RSTP to ensure interoperability with commercial switches unlike other proprietary 'ring' solutions.

Quality of Service (IEEE 802.1p)

Some networking applications such as real-time control or VoIP (voice over IP) require predictable arrival times for Ethernet frames. Switches can introduce latency in times of heavy network traffic due to the internal queues that buffer frames and then transmit on a first come first serve basis. ROS® supports 'Class of Service' in accordance with IEEE 802.1p that allows time critical traffic to jump ahead to the front of the queue thus minimizing latency and reducing jitter to allow such demanding applications to operate correctly. ROS® allows priority classification by port, tags, MAC address, and IP type of service (ToS).

A configurable "weighted fair queuing" algorithm controls how frames are emptied from the queues.

VLAN (IEEE 802.1Q)

Virtual local area networks (VLAN) allow the segregation of a physical network into separate logical networks with independent broadcast domains. A measure of security is provided since hosts can only access other hosts on the same VLAN and traffic storms are isolated. ROS® supports 802.1Q tagged Ethernet frames and VLAN trunks. Port based classification allows legacy devices to be assigned to the correct VLAN. GVRP support is also provided to simplify the configuration of the switches on the VLAN.

Link Aggregation (802.3ad)

The link aggregation feature provides the ability to aggregate several Ethernet ports into one logical link (port trunk) with higher bandwidth. This provides an inexpensive way to set up a high speed backbone to improve network bandwidth. This feature is also known as "port trunking", "port bundling", "port teaming", and "Ethernet trunk".

IGMP Snooping

ROS® uses IGMP snooping (Internet Group Management Protocol v1&v2) to intelligently forward or filter multicast traffic streams (e.g. MPEG video) to or from hosts on the network. This reduces the load on network trunks and prevents packets from being received on hosts that are not involved. ROS® has a very powerful implementation of IGMP snooping that:

- Can be enabled on a per VLAN basis.
- Detects and filters all multicast streams regardless of whether subscribers exist.
- Supports "router-less" operation by supporting an "active" mode.
- Restores traffic streams immediately after an RSTP topology change.

SNMP (Simple Network Management Protocol)

SNMP provides a standardized method for network management stations the ability to interrogate devices from different vendors. SNMP versions supported by ROS® are v1, v2c, and v3. SNMPv3 in particular provides security features (such as authentication, privacy, and access control) not present in earlier SNMP versions. ROS® also supports numerous standard MIBs (Management Information Base) allowing for easy integration with any network management system (NMS).

A feature of SNMP supported by ROS® is the ability to generate "traps" upon system events. RuggedNMSTM, the RuggedCom management solution, can record traps from multiple devices providing a powerful network troubleshooting tool. It also provides a graphical visualization of the network and is fully integrated with all RuggedCom products.

¹ eRSTP fault recovery times may be approximated as follows:
For 100 Mbps, fault recovery performance is <5ms/hop
For 1,000 Mbps, fault recovery performance is <5ms/hop + 20ms

ROS® Features



SNTP (Simple Network Time Protocol)

SNTP automatically synchronizes the internal clock of all ROS® devices on the network. This allows for correlation of time stamped events for troubleshooting.

SCADA and Industrial Automation

ROS® contains features that optimize network performance and simplify switch management based on the unique requirements found in SCADA and industrial automation applications. Features such as Modbus TCP management for retrieval of switch data using the ubiquitous Modbus protocol and DHCP Option 82, a Rockwell Automation ODVA requirement for IP address assignment based on the location of the end device, provide capabilities not found in typical “commercial” or “office grade” Ethernet switches.

Port Based Network Access Control (802.1x)

ROS® supports the IEEE 802.1x standard that defines a mechanism for port-based network access control which provides a means of authenticating and authorizing devices attached to LAN ports.

Port Rate Limiting

ROS® supports configurable rate limiting per port to limit unicast and multicast traffic. This can be essential to managing precious network bandwidth for service providers. It also provides edge security for denial of service (DoS) attacks.

Broadcast Storm Filtering

Broadcast storms wreak havoc on a network and can cause attached devices to malfunction. This could be disastrous on a network with mission critical equipment. ROS® limits this by filtering broadcast frames with a user-defined threshold.

Loss of Link Management

Some intelligent electronic devices (IEDs) have dual fiber optic ports with automatic failover to a backup port should the primary fail. ROS® ensures this mechanism works reliably under all failure modes by appropriately disabling link signals when required. ROS® also flushes learned MAC addresses to ensure the failover occurs quickly.

Port Mirroring

ROS® can be configured to duplicate all traffic on one port to a designated mirror port. When combined with a network analyzer, this can be a powerful troubleshooting tool.

Port Configuration and Status

ROS® allows individual ports to be ‘hard’ configured for speed, duplex, auto-negotiation, flow control and more. This allows proper connection with devices that do not negotiate or have unusual settings. Detailed status of ports with alarm and SNMP trap on link problems aid greatly in system troubleshooting.

Port Statistics and RMON (Remote Monitoring)

ROS® provides continuously updating statistics per port that provide both ingress and egress packet and byte counters as well as detailed error figures. Also provided is full support for the RMON statistics, history, alarms, and event groups. RMON allows for very sophisticated data collection, analysis and detection of traffic patterns.

Event Logging and Alarms

ROS® records all significant events to a non-volatile system log allowing forensic troubleshooting. Events include link failure and recovery, unauthorized access, broadcast storm detection, and self-test diagnostics among others. Alarms provide a snapshot of recent events that have yet to be acknowledged by the network administrator. An external hardware relay is de-energized during the presence of critical alarms allowing an external controller to react if desired.

HTML Web Browser and Telnet User Interfaces

ROS® provides a simple, intuitive user interface for configuration and monitoring via a standard graphical web browser or via Telnet. All system parameters include detailed on-line help to make setup a breeze. ROS®, presents a common look and feel and standardized configuration process allowing easy migration to other RuggedCom managed products.

Configuration via ASCII Text File

All configuration parameters are stored in an ASCII formatted text file that can easily be transferred via TFTP or Xmodem. The configuration file can be saved for backup purposes and easily manipulated by a text editor. The same text file can be downloaded to the switch at a later date in order to re-configure or restore a previous configuration.

Command Line Interface (CLI)

A command line interface can be used in conjunction with remote shell to automate data retrieval, configuration updates, and firmware upgrades. A powerful SQL-like capability allows expert users the ability to selectively retrieve or manipulate any parameters the device has to offer.

EMI and Environmental Type Tests

IEC 61850-3 EMI TYPE TESTS				
TEST	Description		Test Levels	Severity Levels
IEC 61000-4-2	ESD	Enclosure Contact	+/- 8kV	4
		Enclosure Air	+/- 15kV	4
IEC 61000-4-3	Radiated RFI	Enclosure ports	20 V/m	x
IEC 61000-4-4	Burst (Fast Transient)	Signal ports	+/- 2kV @ 2.5kHz	x
		D.C. Power ports	+/- 2kV	4
		Earth ground ports	+/- 2kV	4
IEC 61000-4-5	Surge	Signal ports	+/- 2kV line-to-earth, +/- 1.5kV line-to-line	4
		D.C. Power ports	+/- 1.5kV line-to-earth, +/- 1kV line-to-line	3
IEC 61000-4-6	Induced (Conducted) RFI	Signal ports	10V	3
		D.C Power ports	10V	3
		Earth ground ports	10V	3
IEC 61000-4-8	Magnetic Field	Enclosure ports	40 A/m continuous, 1000 A/m for 1 s	N/A
IEC 61000-4-29	Voltage Dips & Interrupts	D.C. Power ports	30% for 0.1s, 60% for 0.1s, 100% for 0.05s	N/A
IEC 61000-4-12	Damped Oscillatory	Signal ports	2.5kV common, 1kV diff. mode@1MHz	3
		D.C. Power ports	2.5kV common, 1kV diff. mode@1MHz	3
IEC 61000-4-16	Mains Frequency Voltage	Signal ports	30V Continuous, 300V for 1s	4
		D.C. Power ports	30V Continuous, 300V for 1s	4
IEC 61000-4-17	Ripple on D.C. Power Supply	D.C. Power ports	10%	3
IEC 60255-5	Dielectric Strength	Signal ports	1.5kV AC(Fail-Safe Relay output)	N/A
		D.C. Power ports	1.5kV DC	N/A
IEC 60255-5	H.V. Impulse	Signal ports	5kV (Fail-Safe Relay output)	N/A
		D.C. Power ports	5kV	N/A

IEEE 1613 (C37.90.x) EMI IMMUNITY TYPE TESTS				
Test	Description		Test Levels	Severity Levels
IEEE C37.90.3	ESD	Enclosure Contact	+/- 8kV	N/A
		Enclosure Air	+/- 12kV	N/A
IEEE C37.90.2	Radiated RFI	Enclosure ports	35 V/m	N/A
IEEE C37.90.1	Fast Transient	Signal ports	+/- 2kV @ 2.5kHz	N/A
		D.C. Power ports	+/- 2kV	N/A
		Earth ground ports3	+/- 2kV	N/A
IEEE C37.90.1	Oscillatory	Signal ports	2.5kV common mode @1MHz	N/A
		D.C. Power ports	2.5kV common, 1kV diff. mode@1MHz	N/A
IEEE C37.90	H.V. Impulse	Signal ports	5kV (Fail-Safe Relay output)	N/A
		D.C. Power ports	5kV	N/A

Environmental Type Tests				
Test	Description		Test Levels	Severity Levels
IEC 60068-2-1	Cold Temperature	Test Ad	-40°C, 16 Hours	N/A
IEC 60068-2-2	Dry Heat	Test Bd	+85°C, 16 Hours	N/A
IEC 60068-2-30	Humidity (Damp Heat, Cyclic)	Test Db	95% (non-condensing), 55°C , 6 cycles	N/A
IEC 60255-21-1	Vibration		2g @ (10 - 150) Hz	Class 2
IEC 60255-21-2	Shock		30g @ 11mS	Class 2

Notes: 1. Only applicable to functional earth connections separated from the safety earth connection.
2. Class 2 refers to "Measuring relays and protection equipment for which a very high security margin is required or where the vibration levels are very high, (e.g. shipboard application and for severe transportation conditions")

Technical Specifications

Power Supply Requirements

- 54VDC, 160W (Powers 8 ports with 802.3af or 4 ports 802.3at)
- 2 x 54VDC, 160W (Powers 8 ports with 802.3at)

Notes:

- One power supply will power RS900GP and 8 ports with 802.3af, or 4 ports with 802.3at
- Two power supplies will power RS900GP and 8 ports with 802.3af with load sharing redundancy or 8 ports with 802.3at

Critical Alarm Relay

- Form-C failsafe contact relay: 1A@30VDC

Physical

- Height: 17.653 cm / 6.95"
- Width: 9.22 cm / 3.63"
- Depth: 15.4432 cm / 6.08"
- Weight: 2.5 kg/5.5 lbs
- Ingress Protection: IP40 (1mm objects)
- Enclosure: Cast Aluminum
- Mounting: DIN rail or panel mounted

Switch Properties

- Switching method: Store & Forward
- Switching latency: 7 us
- Switching bandwidth: 5.6Gbps
- MAC addresses: 8192
- MAC address table size: 32kbytes
- Priority Queues: 4
- Frame buffer memory: 2 Mbit
- VLANs: 255
- IGMP multicast groups: 256
- Port rate limiting: 128kbps, 256, 512, 4, 8Mbps
- No head of line blocking

Approvals

- Hazardous Locations: Class 1, Division 2
- ISO: Designed and manufactured using a ISO9001: 2000 certified quality program
- CE Marking
- Emissions: FCC Part 15 (Class A),
- EN55022 (CISPR22 Class A)
Safety: cCSAus (Compliant with CSA C22.2 No. 60950, UL 60950, EN60950)
- Laser Eye Safety (FDA/CDRH): Complies with 21 CFR Chapter1, Subchapter J.

Warranty

- 5 Years - Applicable to design and manufacturing related product defects.

Network Management

- HTTP graphical web-based, SSL (128-bit encryption)
- SNMP v1, v2c, v3 (56-bit encryption)
- Telnet, VT100, SSH/SFTP (128-bit encryption)
- Command Line Interface (CLI)
- RSA Key Management (1024 bit key)
- Authentication and Accounting - TACACS+ (encrypted),
- RADIUS client, PPP

EMI Immunity and Environmental Compliance

- IEC 61000-6-2 Industrial (Generic)
- IEC 61800-3 Industrial (Variable Speed Drive Systems)
- IEC 61850-3 Electric Utility Substations
- IEEE 1613 Electric Utility Substations
- NEMA TS 2 Traffic Control Equipment
- EN 50121-4 Railway Applications

IEEE Compliance

- 802.3-10BaseT
- 802.3af / 802.3at
- 802.3u-100BaseTX, 100BaseFX
- 802.3x-Flow Control
- 802.3z-1000BaseLX
- 802.3ab-1000BaseTX
- 802.3ad-Link Aggregation
- 802.1d-MAC Bridges
- 802.1d-Spanning Tree Protocol
- 802.1p-Class of Service
- 802.1Q-VLAN Tagging
- 802.1w-Rapid Spanning Tree Protocol
- 802.1x-Port Based Network Access Control
- 802.1Q-2005 (formerly 802.1s) MSTP

IETF RFC Compliance

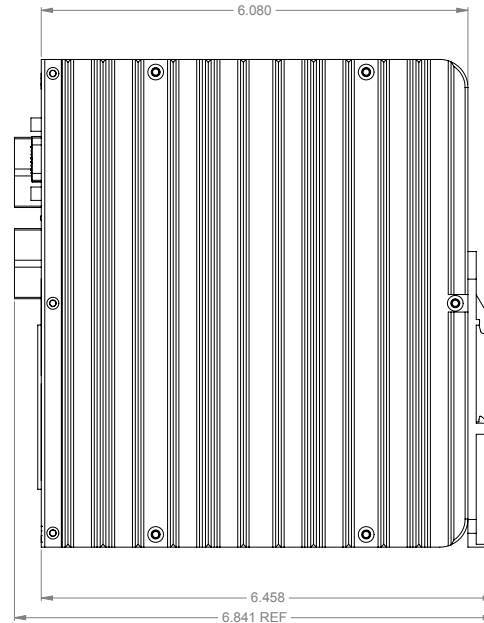
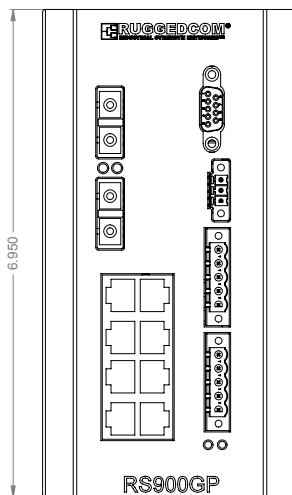
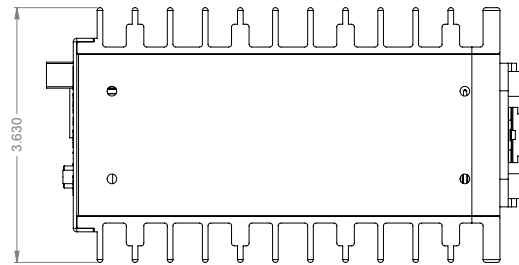
- RFC768-UDP
- RFC783-TFTP
- RFC791-IP
- RFC792-ICMP
- RFC793-TCP
- RFC826-ARP
- RFC854-Telnet
- RFC894-IP over Ethernet
- RFC1112-IGMP v1
- RFC1519-CIDR
- RFC1541-DHCP (client)
- RFC2030-SNTP
- RFC2068-HTTP
- RFC2236-IGMP v2
- RFC2284-EAP
- RFC2475-Differentiated Services
- RFC2865-RADIUS
- RFC3414-SNMPv3-VSM
- RFC3415-SNMPv3-VACM

IETF SNMP MIBS

- RFC1493-BRIDGE-MIB
- RFC1907-SNMPv2-MIB
- RFC2012-TCP-MIB
- RFC2013-UDP-MIB
- RFC2578-SNMPv2-SMI
- RFC2579-SNMPv2-TC
- RFC2819-RMON-MIB
- RFC2863-IF-MIB
- draft-ietf-bridge-rstpmib-03-BRIDGE-MIB
- draft-ietf-bridge-bridgemib-smiv2-03-RSTP-MIB
- IANAifType-MIB

Fiber Specifications and Mechanical Drawing

Fiber Optical Specifications				
Parameter	Fiber Port Type			
Mode	Multimode	Singlemode	Singlemode	Singlemode
Connector	LC, LC-SFP	SC, LC, LC-SFP	SC, LC, LC-SFP	LC-SFP
Typical Dist.	500m	10km	25km	70km
Optical Wavelength (nm)	850	1310	1310	1550
Cable SizeCore/Cladding (um)	50/125 or 62.5/125	8/125 or 9/125	8/125 or 9/125	8/125 or 9/125
TX Power (Min/Max) (dBm)	-9.5/-4	-9/-3	-7 / -3	0 / 5
RX Sensitivity (dBm)	-20	-22	-26	-23
RX Saturation (dBm)	0	-3	-3	0
Typical Budget (dB)	14	17	19	25



Order Codes

RS900GP - - -
 M P9P10 MOD

M: Mounting Option

- D = DIN Rail
- P = Panel Mount
- N = None

P9P10 Transceiver Options:

- XXXX= With No Uplink Ports
- CG01 = 2 x 10/100/1000Tx RJ45
- CG02 = 2 x 10/100/1000Tx micro-D
- FG01 = 2 x 1000SX - Multimode, 850nm, LC, 500m
- FG02 = 2 x 1000LX - Singlemode, 1310nm, SC connectors, 10km
- FG03 = 2 x 1000LX - Singlemode, 1310nm, LC connectors, 10km
- FG04 = 2 x 1000LX - Singlemode, 1310nm, SC connectors, 25km
- FG05 = 2 x 1000LX - Singlemode, 1310nm, LC connectors, 25km
- FX02 = 2 x 100FX - Multimode, 1300nm, SC connectors, 2km
- FX05 = 2 x 100FX - Singlemode, 1310nm, SC, 20km
- FX07 = 2 x 100FX - Singlemode, 1310nm, SC, 50km
- FX09 = 2 x 100FX - Singlemode, 1310nm, SC, 90km

P9P10 SFP (Mini-GBIC) Transceiver Options ⁽¹⁾ ⁽²⁾ :

- FG50 = 2 x 1000LX SFP - Blank (no optical transceiver)
- FG51 = 2 x 1000SX SFP - Multimode, 850nm, LC, 500m⁽³⁾
- FG52 = 2 x 1000LX SFP - Singlemode, 1310nm, LC, 10km⁽³⁾
- FG53 = 2 x 1000LX SFP - Singlemode, 1310nm, LC, 25km⁽³⁾
- FG54 = 2 x 1000LX SFP - Singlemode, 1550nm, LC, 70km⁽²⁾⁽³⁾
- CG55 = 2 x 1000TX SFP - RJ45

Notes

- 1 Distance ratings are typical but will depend on type of cabling, number of connectors and splices.
- 2 Should you not find an appropriate fiber optic option listed here, please consult RuggedCom for other options.
- 3 These transceivers have an operating temperature range of -20 to +85°C.
All other transceivers have an operating temperature range of -40° to +85°C.

RuggedCom Inc.

300 Applewood Crescent, Unit 1,
Concord, Ontario, Canada L4K 5C7

Tel: +1 (905) 856-5288 **Fax:** +1 (905) 856-1995

Toll Free: 1 (888) 264-0006

Technical Support Center: 1 (866) 922-7975

© 2013 RuggedCom Inc. RuggedSwitch is a registered trademark of RuggedCom Inc.

Ethernet is a trademark of the Xerox Corporation.

Patent Pending

All specifications in this document are subject to change without notice.

Rev 1j — 07/26/13

MOD: Manufacturing Modifications

- XX = None
- C01 = Conformal Coating

Power Supply Requirements

- 54VDC, 160W (Powers 8 ports with 802.3af or 4 ports 802.3at)
- 2 x 54VDC, 160W (Powers 8 ports with 802.3at)

Example Order Codes:

- **RS900GP-FG51 - XX**
DIN Rail Mount, Dual 1000SX Multimode LC 850nm 500m
- **RS900GP-FG53 - C01**
Panel Mount, Dual 1000LX Singlemode LC 1310nm 25km, Conformal Coating
- **RS900GP-FG02 - C01**
Dual 1000LX Singlemode SC 1310nm 10km, Conformal Coating

For additional information on our products and services, please visit our web site at: www.RuggedCom.com